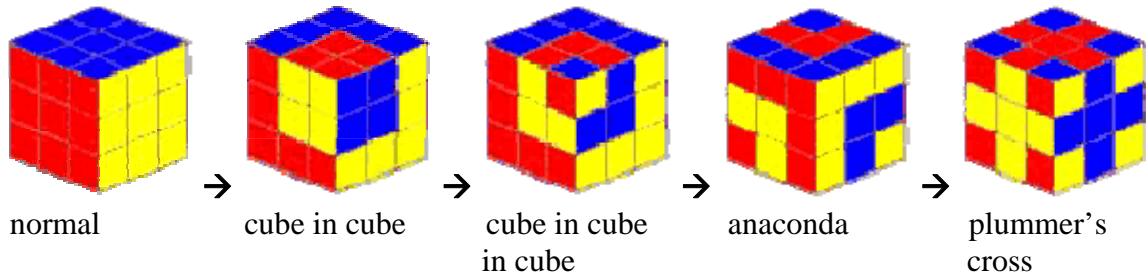
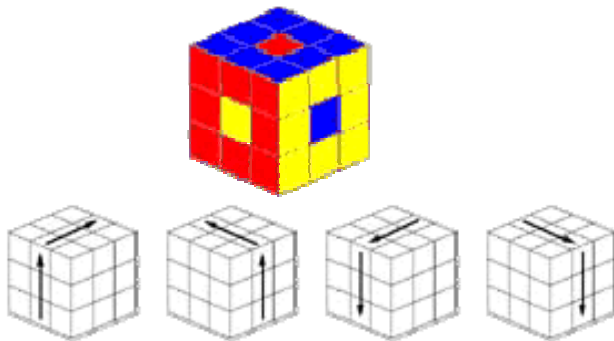


CARA MEMBUAT NICE PATTERN PADA KUBUS RUBIK:

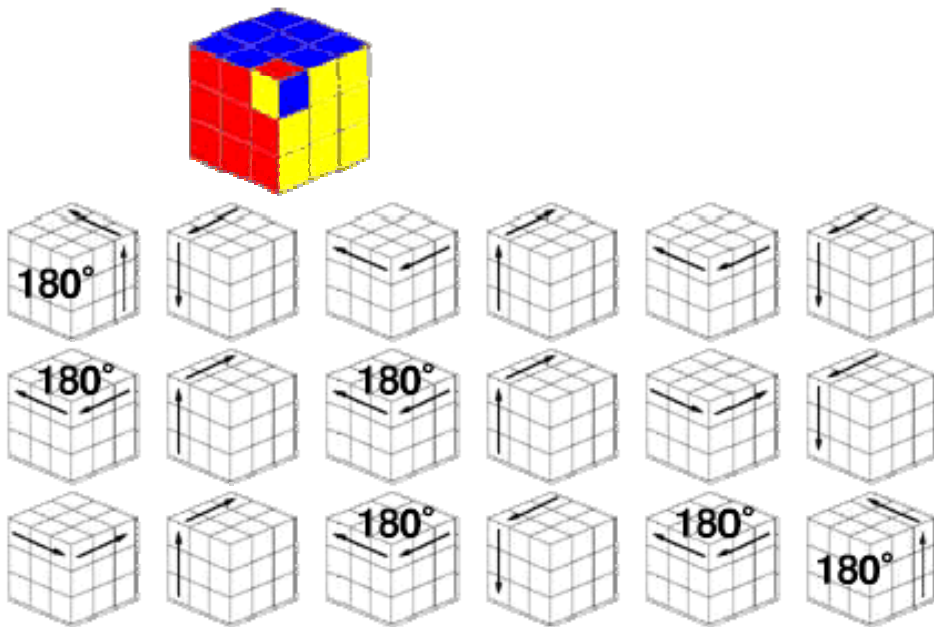


RUMUS RUMUS YANG DIPAKAI:

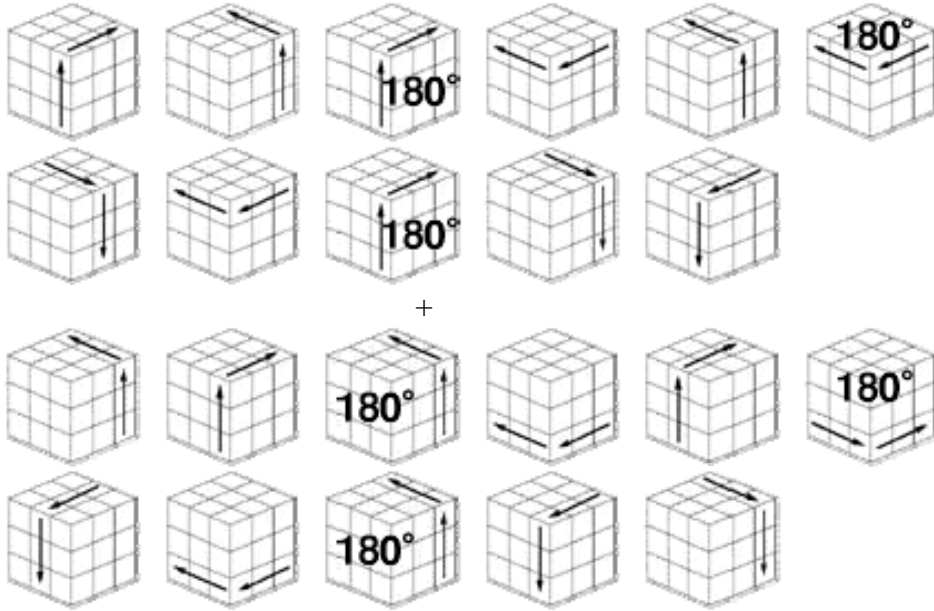
Rumus 1:



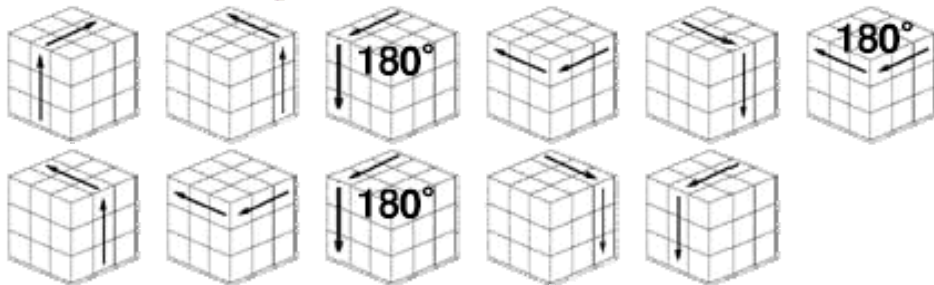
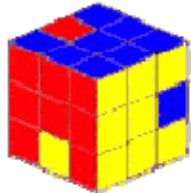
Rumus 2:



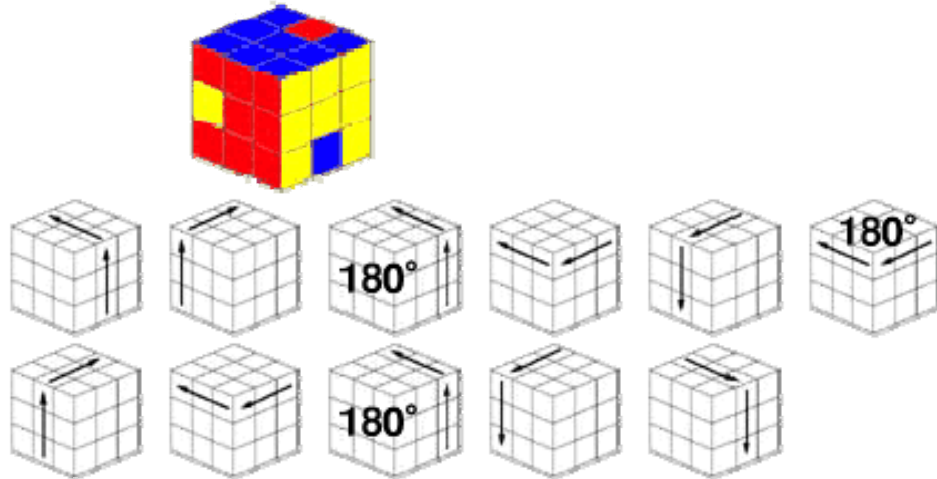
Rumus 3:



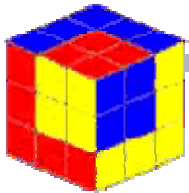
Rumus 4:



Rumus 5:

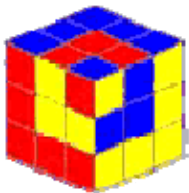


NICE PATTERN YANG DIBENTUK:




cube in cube

= Rumus 1 + Rumus 2 + Rumus 3



cube in cube
in cube

= Rumus 1 + Rumus 3



anaconda

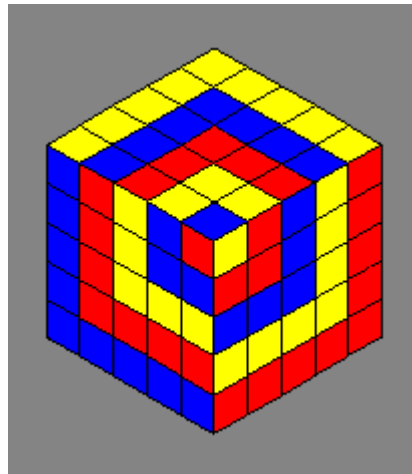
= Rumus 1 + Rumus 4 + Rumus 5



plummer's
cross

= Rumus 1 + Rumus 3 + Rumus 4 + Rumus 5

CARA MEMBUAT PATTERN CUBE IN CUBE IN CUBE.....PADA KUBUS RUBIK:



CUBE IN CUBE IN CUBE IN CUBE IN CUBE

a. $y L' U R' F' U L^2 U^2 L' U' L U^2 D R' D' F^2 R^2 U'$

+

b. $(Ll)' Uu (Rr)' (Ff)' Uu (Ll)^2 (Uu)^2 (Ll)' (Uu)' Ll (Uu)^2 Dd (Rr)' (Dd)' (Ff)^2 (Rr)^2 (Uu)' y'$

UNTUK KUBUS RUBIK 2X2 & 3x3, CUKUP GUNAKAN RUMUS a.

UNTUK KUBUS RUBIK 4X4 & 5x5, GUNAKAN RUMUS a + b

N.B.:

CUBE ROTATIONS:



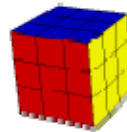
normal



...after x




...after y



...after z

CARA MEMBUAT PATTERN CUBE IN CUBE PADA KUBUS RUBIK:

CUBE IN CUBE PADA KUBUS RUBIK 2X2:




= Rumus a
atau
= Rumus 2

CUBE IN CUBE PADA KUBUS RUBIK 3X3:



= Rumus a + Rumus 2 (2x)

CUBE IN CUBE PADA KUBUS RUBIK 4X4:



= Rumus b
atau
= Rumus 2 (anggap kubus rubik 4x4 sebagai 2x2)



= Rumus a + Rumus 2 (2x)

CUBE IN CUBE PADA KUBUS RUBIK 5X5:



= Rumus 2 (anggap kubus rubik 5x5 sebagai 3x3)



= Rumus b + Rumus 2 (2x) (anggap kubus rubik 5x5 sbg 3x3)



= Rumus a + Rumus 2 (2x)

Disusun oleh: Teguh Lestari

Untuk : TL PUZZLE

Pada : OKT. 2008